



Bahamas International Securities Exchange

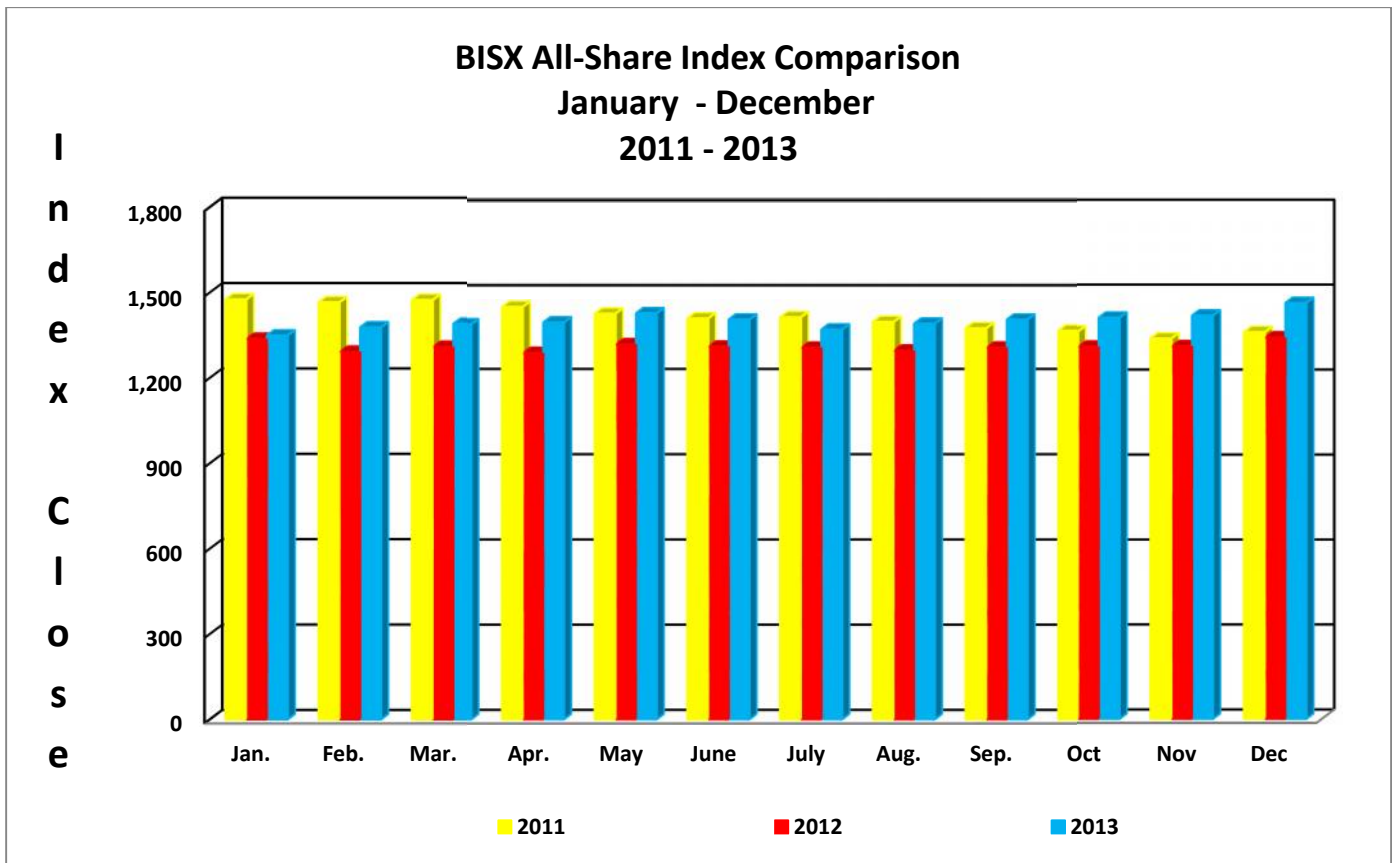
Bahamas International Securities Exchange
Suite 201 Fort Nassau Centre,
British Colonial Hilton, Bay Street
P. O. Box EE-15672, Nassau, Bahamas

Telephone: (242) 323-2330 Facsimile: (242) 323-2320
Email: info@bisxbahamas.com Website: www.bisxbahamas.com

BISX PRESS RELEASE

FOR IMMEDIATE PUBLICATION

JANUARY TO DECEMBER 2013 STATISTICAL REPORT



BISX is pleased to announce its BISX All-Share Index and trading statistics for the twelve month period ending December 31, 2013, with comparison to the same period of 2012.

BISX ALL SHARE INDEX

For the twelve month period ending December 31, 2013 the BISX All-Share Index closed at 1,468.22. This represents a year to date increase of 121.96 or 9.06%. By comparison for the twelve month period ending December 31, 2012 the BISX All-Share Index closed at 1,346.26. This represented a year to date decrease of 18.73 or 1.37%.



Bahamas International Securities Exchange

Bahamas International Securities Exchange
Suite 201 Fort Nassau Centre,
British Colonial Hilton, Bay Street
P. O. Box EE-15672, Nassau, Bahamas

Telephone: (242) 323-2330 Facsimile: (242) 323-2320
Email: info@bisxbahamas.com Website: www.bisxbahamas.com

For the three month period from October 1, 2013 to December 31, 2013, the All-Share Index increased by 61.97 or 4.41%. By comparison, for the three month period from October 1, 2012 to December 30, 2012, the Index experienced a increase of 37.84 or 2.89%. The BISX All-Share Index is a market capitalization weighted index comprised of all primary market listings excluding debt securities.

As at December 31, 2013 the market was comprised of 27 primary market listings with a market capitalization of \$2.998 Billion. The primary market securities traded over BISX include 20 common share listings, 3 preference share listing and 4 tranches of debt. In addition, there are 25 mutual funds listed on the BISX Mutual Fund Listing Facility with approximately \$550 Million in assets under management.

COMPARISON OF BISX ALL SHARE INDEX TO INTERNATIONAL INDICES

Over the 12 month period January 1 to December 31, 2013, some international equity markets have experienced increases as indicated by the chart below:

Closing Date	MSCI Emerging Market Index¹	S&P 500 Index²	FTSE 100 Index³	BISX All Share Index
Dec 31, 2012	1,055.20	1,426.19	5,897.80	1,346.26
Dec 31, 2013	1,002.69	1,848.36	6,749.10	1,468.22
Percentage Change (+/-)	-4.98%	29.60%	14.43%	9.06%

TRADING VOLUMES AND VALUES

Trading volume for the twelve month period ending December 31, 2013 was 4,083,628 shares for a value of \$17,425,872.19. Trading volume for the twelve month period ending December 31, 2012 was 4,080,393 shares for a value of \$18,892.061.93

Trading volume for the three month period October 1, 2013 to December 31, 2013 was 1,449,852.00 for a value of \$5,711,682.61. By comparison, for the three month period from October 1, 2012 to December 31, 2012 679,075 shares traded for a value of \$3,732,476.83

¹ The MSCI Emerging Markets Index is a free float-adjusted market capitalization index designed to measure equity market performance of emerging markets. <http://www.msicibarra.com/index.jsp>

² Standard & Poor's (S&P) 500 Index is a market capitalization weighted index made up of 500 large cap U.S. companies. www.standardandpoors.com

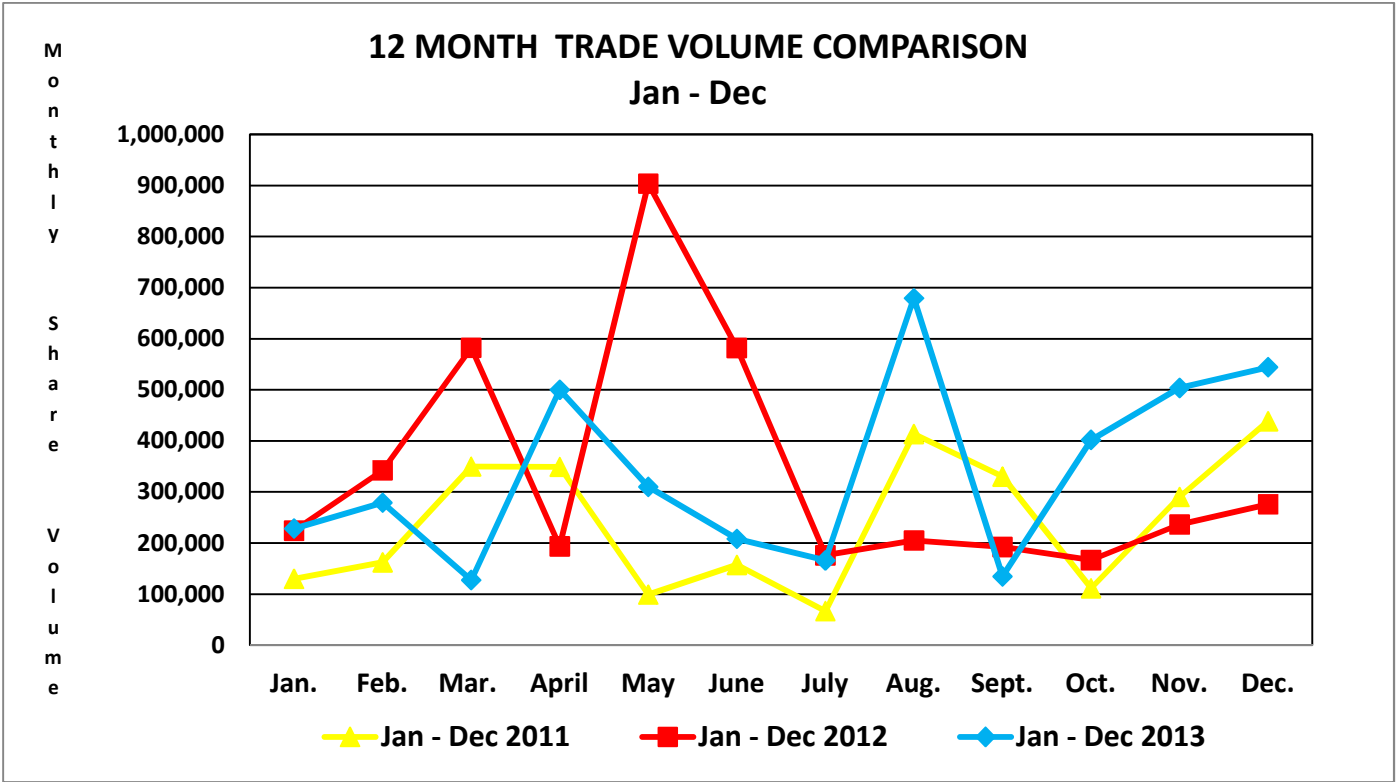
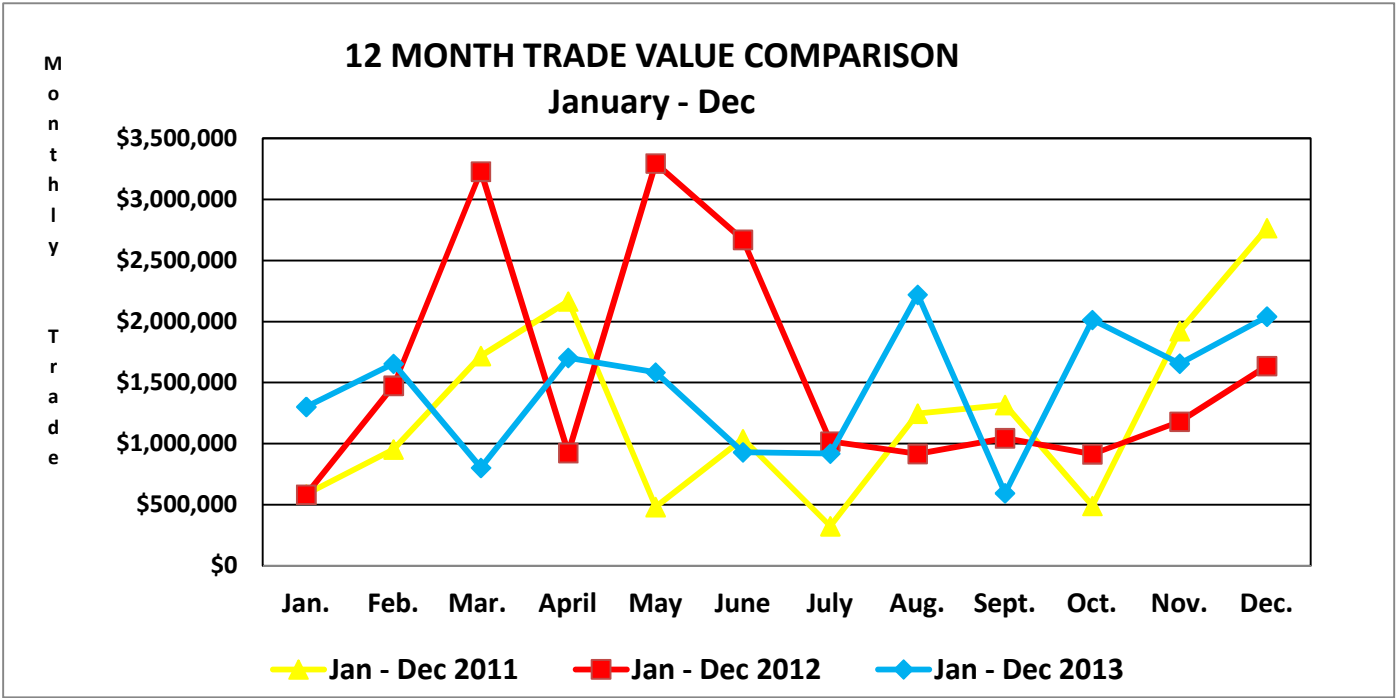
³ The FTSE 100 Index is a market capitalization index representing the performance of 100 of the largest UK domiciled companies. www.ftse.com



Bahamas International Securities Exchange

Bahamas International Securities Exchange
 Suite 201 Fort Nassau Centre,
 British Colonial Hilton, Bay Street
 P. O. Box EE-15672, Nassau, Bahamas

Telephone: (242) 323-2330 Facsimile: (242) 323-2320
 Email: info@bisxbahamas.com Website: www.bisxbahamas.com





Bahamas International Securities Exchange

Bahamas International Securities Exchange
 Suite 201 Fort Nassau Centre,
 British Colonial Hilton, Bay Street
 P. O. Box EE-15672, Nassau, Bahamas

Telephone: (242) 323-2330 Facsimile: (242) 323-2320
 Email: info@bisxbahamas.com Website: www.bisxbahamas.com

AVERAGE DAILY VOLUME AND VALUE

For the twelve month period ending December 31, 2013 the average daily trading volume was 16,281 shares which resulted in an average daily trading value of \$69,382.12. By comparison for the twelve month period December 31, 2012 the average daily trading volume was 16,146 shares for an average value of \$74,433.

During the three month period from October 1, 2013 to December 31, 2013, the average volume per trading day was 23,156 shares for a value of \$90,828.80. By comparison, for the three month period from October 1, 2012 to December 31, 2012, the average volume per trading day was 10,687 shares for an average value of \$58,741.33

Month	Avg. volume / trading day (2013)	Avg. volume / trading day (2012)	Avg. value / trading day (2013)	Avg. value / trading day (2012)
January	10,384	10,678	\$59,195.24	\$27,797
February	13,957	16,307	\$82,753.83	\$70,231
March	6,383	26,464	\$40,153.37	\$146,779
April	23,815	10,751	\$81,113.50	\$51,410
May	14,093	41,072	\$72,000.46	\$149,795
June	10,961	29,094	\$48,993.81	\$133,515
July	7,550	8,382	\$41,808.46	\$48,495
August	32,350	9,324	\$105,735.45	\$41,692
September	6,412	9,613	\$28,344.95	\$52,253
October	18,274	8,770	\$91,542.76	\$48,160
November	23,981	10,744	\$78,868.98	\$53,663
December	27,212	12,548	\$102,074.67	\$74,401
Average for period	16,281	16,146	\$69,382.12	\$74,433



Bahamas International Securities Exchange

Bahamas International Securities Exchange
Suite 201 Fort Nassau Centre,
British Colonial Hilton, Bay Street
P. O. Box EE-15672, Nassau, Bahamas

Telephone: (242) 323-2330 Facsimile: (242) 323-2320
Email: info@bisxbahamas.com Website: www.bisxbahamas.com

SHARE VOLUME AND VALUE LEADERS (TWELVE MONTH PERIOD)

The top five share volume leaders on BISX for the twelve month period ending December 31, 2013 with their contribution to total traded volume displayed as a percentage were:

SYMBOL	TRADE VOLUME	% OF VOLUME
FBB	1,072,771	26.3%
CBL	859,230	21.0%
CHLA	493,700	12.1%
CHL	278,580	6.8%
AML	260,618	6.4%

The top five share value leaders for the twelve month period ending December 31, 2013 with their contribution to total traded value displayed as a percentage were:

SYMBOL	TRADE VALUE	% OF TRADE VALUE
CBL	\$ 5,494,815.47	31.5%
FBB	\$ 2,919,055.36	16.8%
CAB	\$ 1,089,769.06	6.3%
FCL	\$ 933,512.15	5.4%
BOB	\$ 870,361.31	5.0%

SHARE VOLUME AND VALUE LEADERS (THREE MONTH PERIOD)

The top five share volume leaders on BISX for the three month period October 1 2013 to December 31, 2013 with their contribution to total traded volume displayed as a percentage were:

SYMBOL	TRADE VOLUME	% OF VOLUME
FBB	366,618.00	25.3%
CBL	328,854.00	22.7%
CHLA	320,000.00	22.1%
AML	85,059.00	5.9%
CIB	65,920.00	4.5%



Bahamas International Securities Exchange

Bahamas International Securities Exchange
Suite 201 Fort Nassau Centre,
British Colonial Hilton, Bay Street
P. O. Box EE-15672, Nassau, Bahamas

Telephone: (242) 323-2330 **Facsimile:** (242) 323-2320
Email: info@bisxbahamas.com **Website:** www.bisxbahamas.com

The top five share value leaders for the three month period October 1, 2013 to December 30, 2013 with their contribution to total traded value displayed as a percentage were:

SYMBOL	TRADE VALUE	% OF TRADE VALUE
CBL	\$ 2,063,801.98	36.1%
FBB	\$ 1,099,079.00	19.2%
CIB	\$ 477,975.00	8.4%
CHLA	\$ 320,000.00	5.6%
BOB	\$ 319,213.88	5.6%

For Additional Information Contact:

Cha-Nea Hepburn
Tel: 242-323-2330
Fax: 242-323-2320
Email: info@bisxbahamas.com